

ROADSTER



Chateau d'Ax®

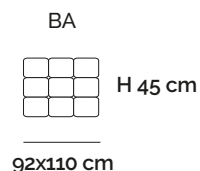
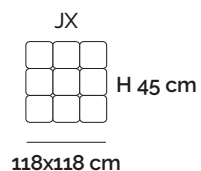
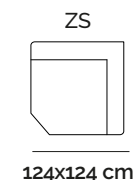
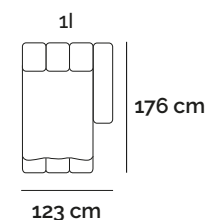
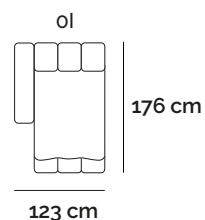
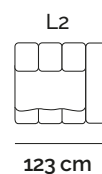
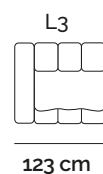
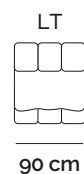
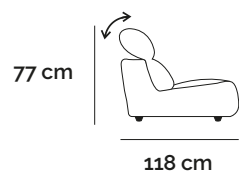
ROADSTER

382E

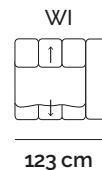
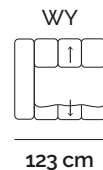
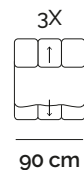
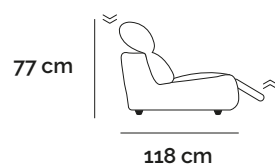
RIVESTIMENTO: pelle, tessuto o microfibra, non sfoderabile
FUSTO: pannelli di fibra di legno e multistrato classe E1,
assemblato con listelli in abete massello
SOSPENSIONI SEDUTA: cinghie elastiche
SOSPENSIONI SCHIENALE: cinghie elastiche
IMBOTTITURA SEDUTA: poliuretano espanso e fibra di poliestere
IMBOTTITURA SCHIENALE: poliuretano espanso e fibra di poliestere
IMBOTTITURA BRACCIOLO: poliuretano espanso
PIEDINO: piedino in plastica nero h. 4 cm



ELEMENTI FISSI



ELEMENTI RELAX CON DOPPIO MOTORE



Immagini e dati tecnici da intendersi a titolo indicativo

Chateau d'Ax®